

## HOOK CLAMPS

- **Features:**

The action of Hook clamps in pulling two parts together makes them suitable for applications such as closing and holding closed doors, lids, moulds, etc.

A benefit of Hook clamps is that while the clamp and the pin or latch bracket it engages must be in alignment when viewed from the top, there is no such requirement when viewed from the side — the clamp will lock securely over centre regardless of the angle of the hook shown in the diagram opposite.

The hook may be engaged either directly to a bolt or pin on one of the parts to be pulled together, or to the latch bracket provided.

All Hook clamps are fitted with a comfortable, cushioned handle grip.

- **Specification:**

All components are of zinc plated and passivated steel, the hooks being of high tensile alloy steel.

- **Installation:**

These clamps generate high forces and should not be over adjusted as damage could result. The clamp and its latch bracket must be in alignment when viewed from the top.

# HOOK CLAMPS

## MODEL LH200

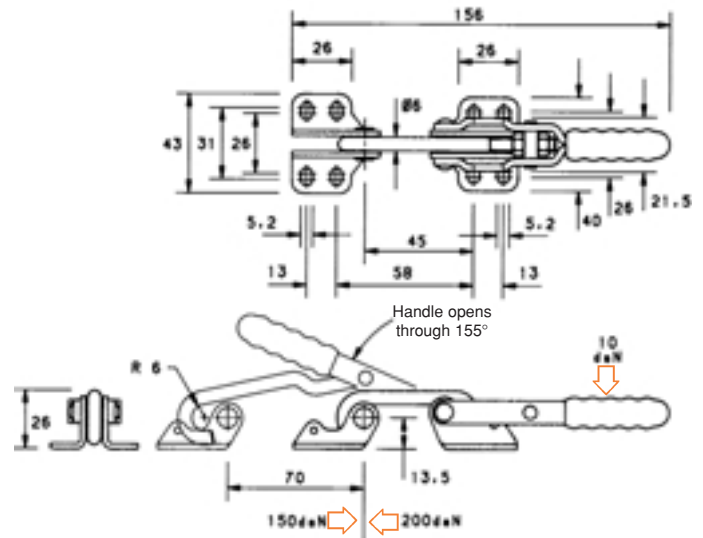


**Nominal Holding Force:**  
200 daN

**Weight:**  
0.10 Kg

**Supplied complete with:**  
Latch Bracket as shown.

See "Features and installation information" page for installation instructions.



## MODEL LH200SS



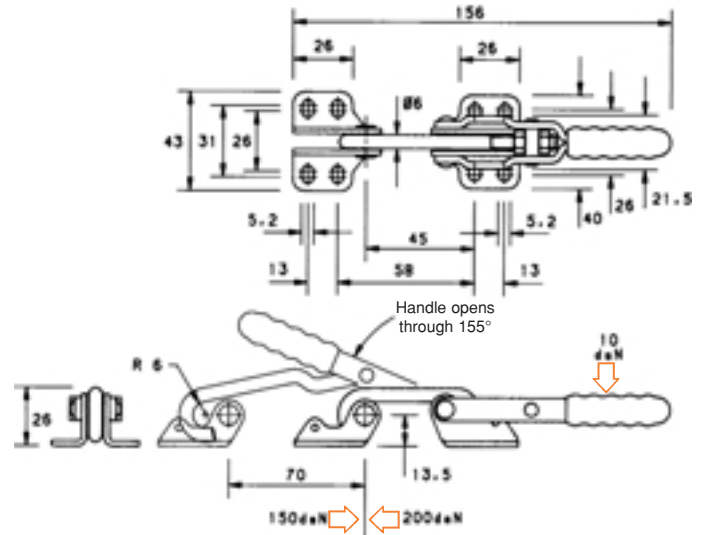
**Nominal Holding Force:**  
200 daN

**Weight:**  
0.10 Kg

**Supplied complete with:**  
Latch Bracket as shown.

**Material:**  
BS 304 S15

See "Features and installation information" page for installation instructions.



## MODEL LH400

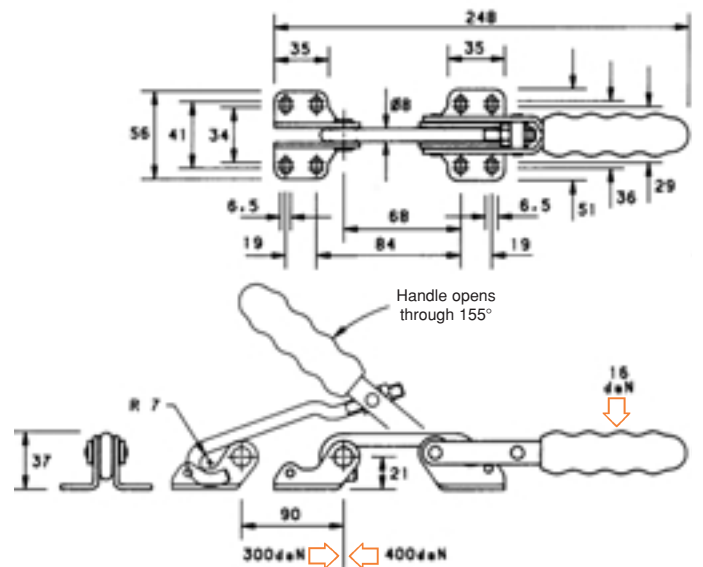


**Nominal Holding Force:**  
400 daN

**Weight:**  
0.35 Kg

**Supplied complete with:**  
Latch Bracket as shown.

See "Features and installation information" page for installation instructions.



# HOOK CLAMPS

## MODEL LH400SS



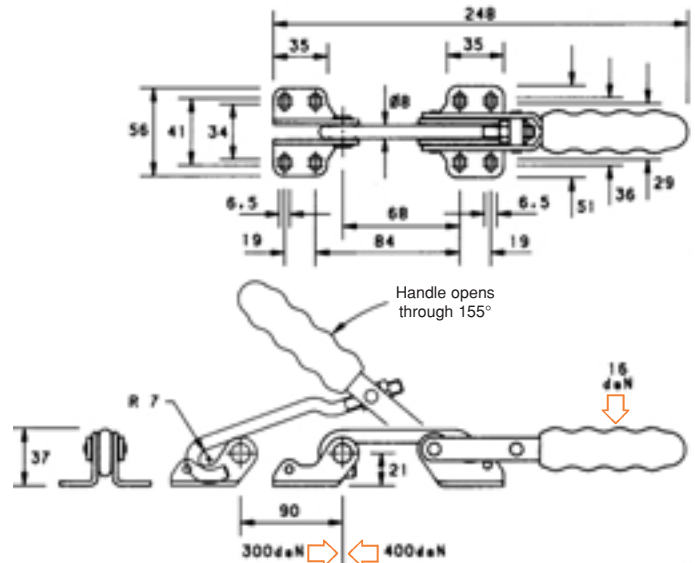
**Nominal Holding Force:**  
400 daN

**Weight:**  
0.35 Kg

**Supplied complete with:**  
Latch Bracket as shown.

**Material:**  
BS 304 S15

See "Features and installation information" page for installation instructions.



## MODEL LH700

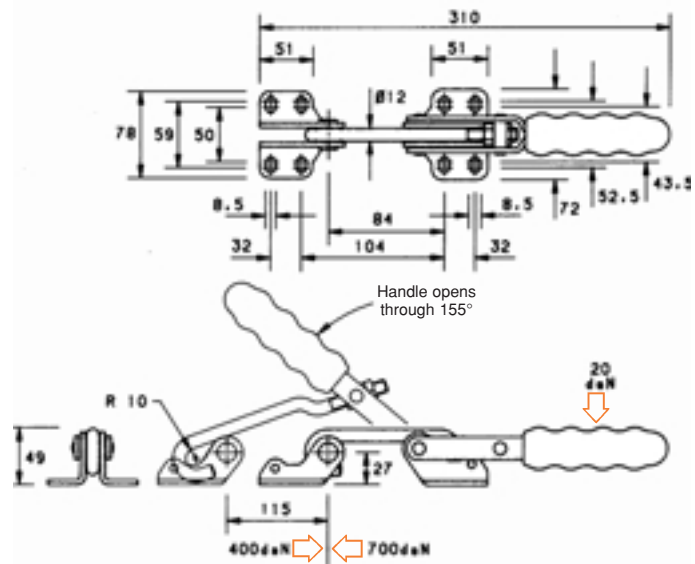


**Nominal Holding Force:**  
700 daN

**Weight:**  
1.00 Kg

**Supplied complete with:**  
Latch Bracket as shown.

See "Features and installation information" page for installation instructions.



## MODEL LH700SS



**Nominal Holding Force:**  
700 daN

**Weight:**  
1.00 Kg

**Supplied complete with:**  
Latch Bracket as shown.

**Material:**  
BS 304 S15

See "Features and installation information" page for installation instructions.

